

# Features

## LED DRIVER

- Universal AC Input
- Constant Current Operation
- Suitable for High Brightness LED Products
- Built-In Active PFC Function
- Overvoltage-, Short Circuit- and Over-temperature Protection
- Built-In 3 in 1 Dimming
- IP67 Rated
- Class 2 Power Unit UL1310

### Selection Guide

Part Number	Output Voltage (VDC)	Rated Power (W)	Rated Current (mA)	Output Voltage Range (V)	Efficiency (typ.)
RACD45-1850A	24	45	185 - 1850	15 - 24	85%
RACD45-1250A	36	45	125 - 1250	24 - 36	86%
RACD45-1050A	48	48	105 - 1050	33 - 48	87%
RACD45-700A	57	40	70 - 700	40 - 57	87%

### Specifications (measured at 230VAC and 25°C ambient temperature)

Input Voltage Range	90-305 VAC	
Input Frequency Range	47-63Hz	
Power Factor (Full Load)	120VAC	>0.98
	240VAC	>0.93
	277VAC	>0.90
THD	Full Load, 115VAC	13% max.
	Full Load, 230VAC	19% max.
DC Dimming	Open = 100%	DC 1-10V
PWM Dimming	Open = 100%	Duty 10% - 100%
	Freq.	500Hz - 3000Hz
	Voltage	Hi=10V, Low=0V
Resistance Dimming	10K - 100K Ω	
Current Accuracy	±5%	
AC Input Current	100-240VAC	0.6A
	277VAC	0.25A
Inrush Current (Cold Start)	240VAC	70A
Leakage Current	<0.5mA / 240VAC	
Start-up Time (at Full Load)	<2sec	
Isolation Voltage	3.75kVAC / 1 minute	
Short Circuit Protection	Hiccup	
Over Voltage Protection	24V	26.4 - 31.2V
	36V	39.6 - 46.8V
	48V	52.8 - 62.4 V
	57V	62.7 - 70V
Over Temperature Protection	Latch Mode	105 ± 10°C
Vibration	10-500Hz, 2G, 60Min. along X, Y and Z	
Storage Humidity	10% - 90% RH	
Operating Humidity	20% - 90% RH Non-Condensing	
Weight	420g	
Operating Temperature	-30°C to +50°C	
Storage Temperature	-40°C to +60°C	
Ripple & Noise	24V	200mV
	(at 20MHz bandwidth using 0.1uF & 47uF capacitor)	all others
IP Rating	IP67	
Isolation Resistance	100MΩ / 500VDC at 25°C	
Dimension (L*W*H)	179*45.1*32.5mm	

continued on next page

## LIGHTLINE

AC/DC-Converter  
with 5 year Warranty

# RECOM

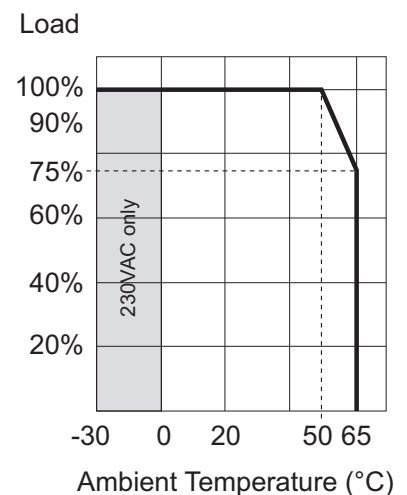
## 45 Watt PFC Single Output



**EN 61347-1 Certified**  
**EN 61347-2-13 Certified**  
**UL8750 Certified**

# RACD45-A

## Derating-Graph (Ambient Temperature)



Refer to Application Notes

www.recom-electronic.com

**Specifications** (measured at 230VAC and 25°C ambient temperature)

Safety Standards	LED Lighting Safety	Report: E340696	UL8750
	LED Lighting Safety (Canada)	Report: E340696	cUL8750
	Class 2 Power Supply Safety	Report: E340696	UL1310
	Extra Low-Voltage Class 2 Output	Report: E340696	CSA C22.2 No. 223-M91
	LED equipment for lighting application	Report: E340696	CSA C22.2 No. 250.13-12
			EN61347-1
			EN61347-2-13
			EN61000-3-2 Class C
			EN61000-3-3
			EN61000-4-2,3,4,5,6,8,11
			EN61547
			EN55015 FCC15
Design Lifetime			70 x 10 <sup>3</sup> hours max.
MTBF (+25°C)	using MIL-HDBK 217F		200 x 10 <sup>3</sup> hours min.

**3 in 1 Dimming Control (DC / PWM / Resistance)**

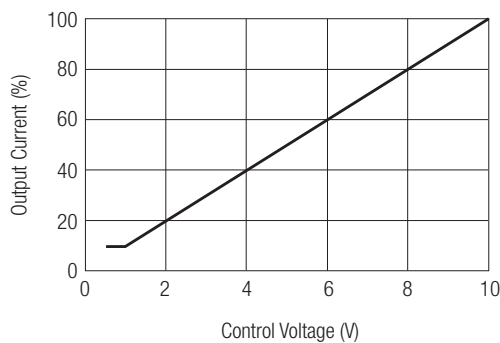
10K-100K Resistor Dimmable (Typical):

Resistor	Single-Driver	10K	20K	30K	40K	50K	60K	70K	80K	90K	100K
	Multi-Driver	10K/N	20K/N	30K/N	40K/N	50K/N	60K/N	70K/N	80K/N	90K/N	100K/N
Output (%)		10%	20%	30%	40%	50%	60%	70%	80%	90%	100%

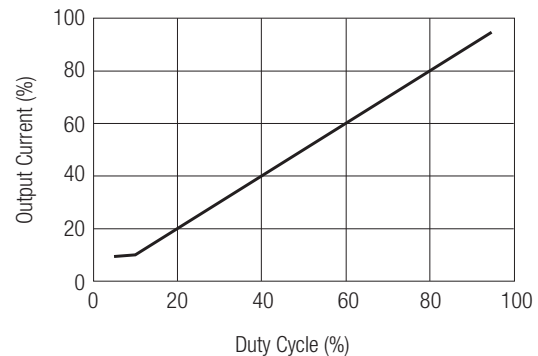
The length of extended wire for DIM+/- shall not exceed 20 meters. (wire ≤ 20m)

N = The number of dimmer drivers should not exceed 15. (N ≤ 15mS)

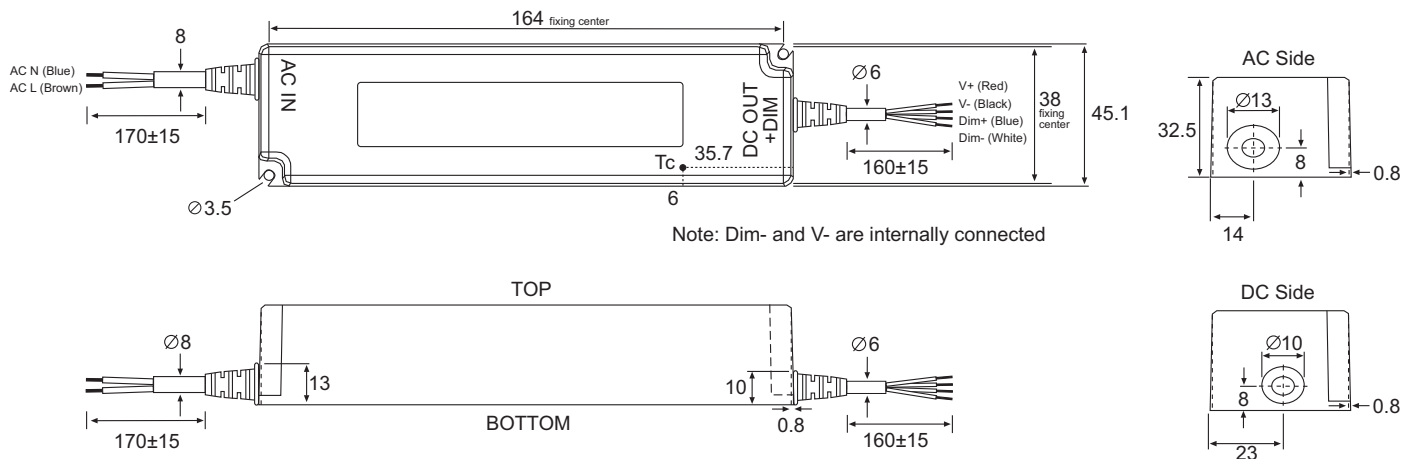
DC: 1-10V Dimmable (Typical)



DC: 10V / PWM Dimmable (Typical)



**Package Style & Pinning**



The product information and specifications are subject to change without prior notice. All products are designed for non-safety critical commercial and industrial applications. The Buyer agrees to implement safeguards that anticipate the consequences of any failures that might cause harm, loss of life and/or damage property.